

3212J/2N-301 DC Axial Fan

38mm axial fan with extremely pressure resistant performance curve. Designed for dense and demanding electronics cooling. Drive electronics is completely integrated into the fan. Fan speed and noise can be changed by varying the supply voltage.



Features

- Electronic locked rotor protection, overload protection is integrated into the fan circuit.
- Electronic reverse polarity protection. Fan starts only with correct polarity.
- Electrical connection via 2 leads AWG24, 310mm long.
- Open collector tacho signal

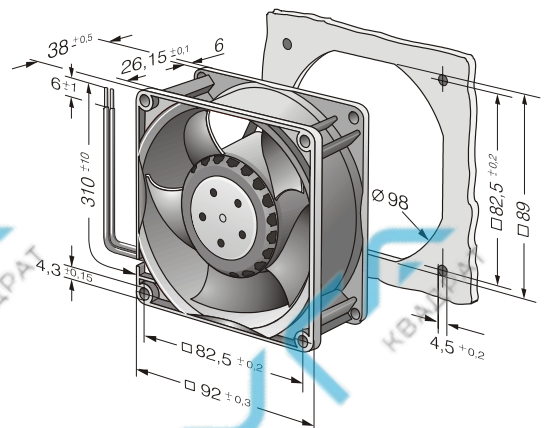
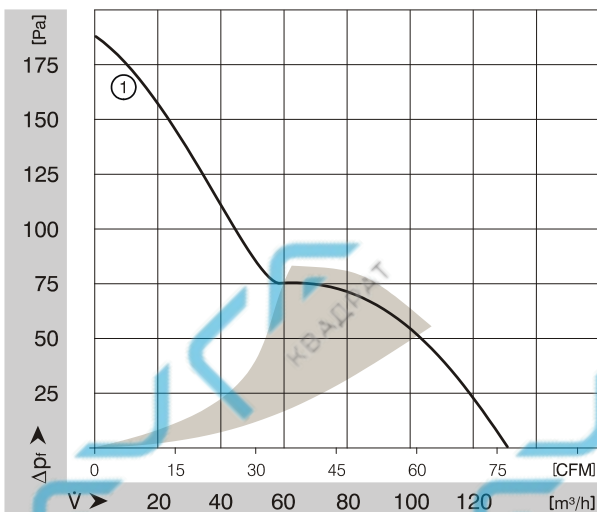
Patents granted or applied for.

General Data

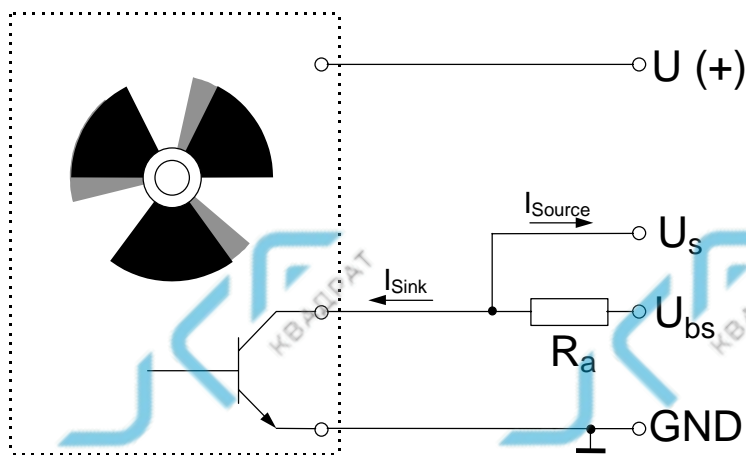
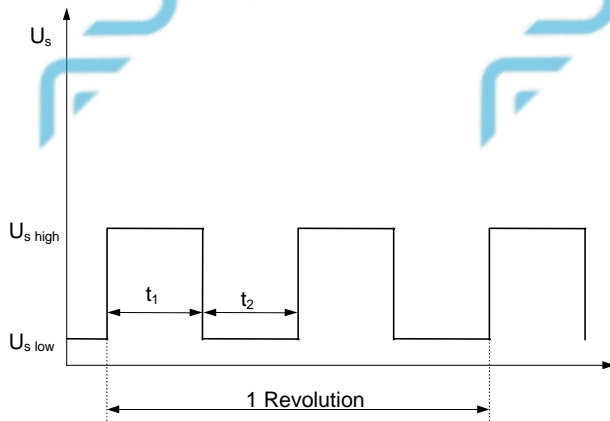
Voltage range	V DC	7 ... 13,8
Nominal voltage	V DC	12
Nominal speed	min ⁻¹	6000
Max. flow rate	m ³ /h	130
Max. flow rate	CFM	76,5
Noise free air	dB(A)	51
Current consumption	mA	630
Power consumption	W	7,5
Permanent ambient temperature at max. voltage	°C	-20 ... +70
Service life (70 °C)	h	35.000
Service life (40 °C)	h	70.000
Approvals	UL, CSA, VDE	
Fan housing / impeller	PBTP / PA 6.6	
Bearing system	Ball bearings	
Mass	kg	0,240

All data are mean values at nominal conditions.

Subject to change without notice



Speed sensor "/2"



- U (+) Supply Voltage
- U_s Speed Signal
- U_{bs} Sensor Supply Voltage
- GND Ground (-)
- R_a External Pull-Up Resistor

$$R_a = \frac{U_{bs} - U_{slow}}{I_{sink}}$$

Output	2 pulses per revolution
U _{bs}	4...30 V DC
U _{s high}	4...30 V DC at I _{source} = 0 mA
U _{s low}	<= 0,4 V DC at I _{sink} = 2 mA
I _{sink max}	= 4 mA
t ₁ / t ₂	0,8 - 1,2